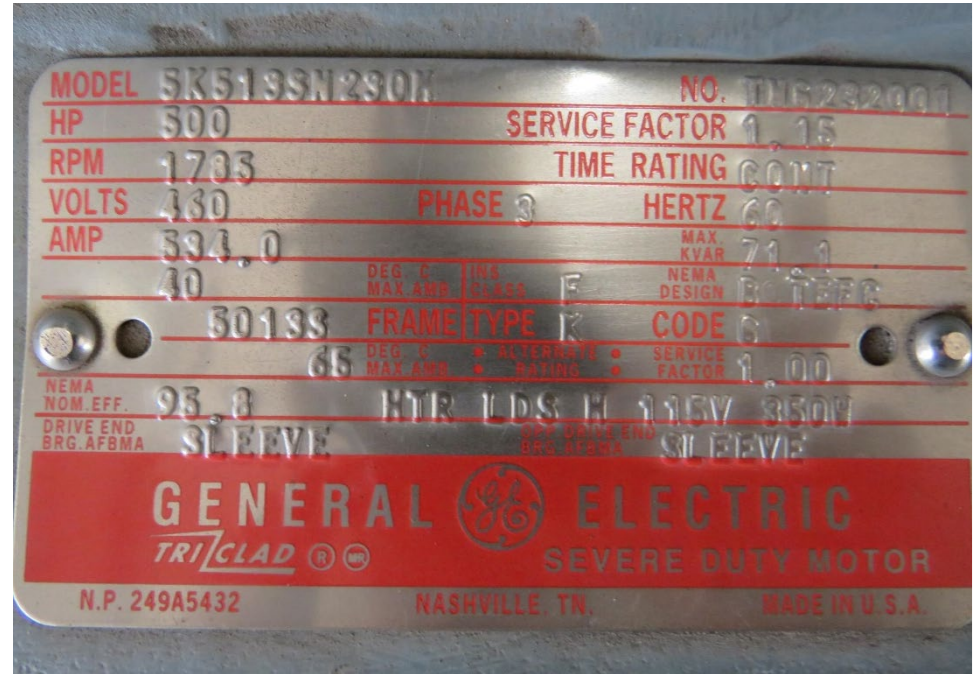


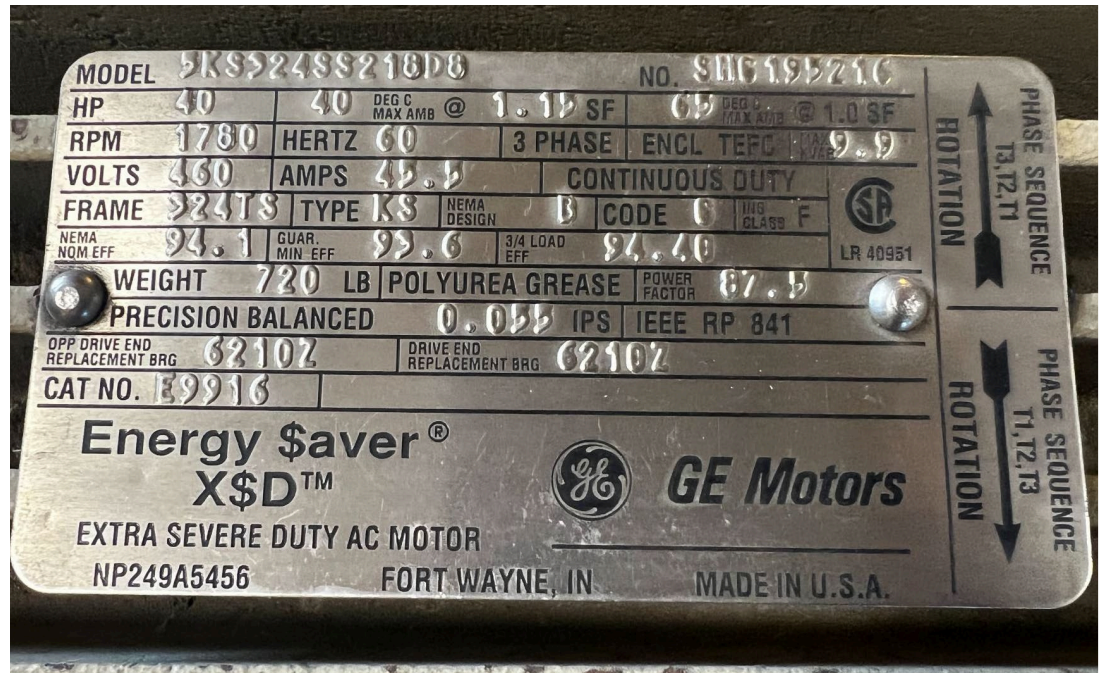
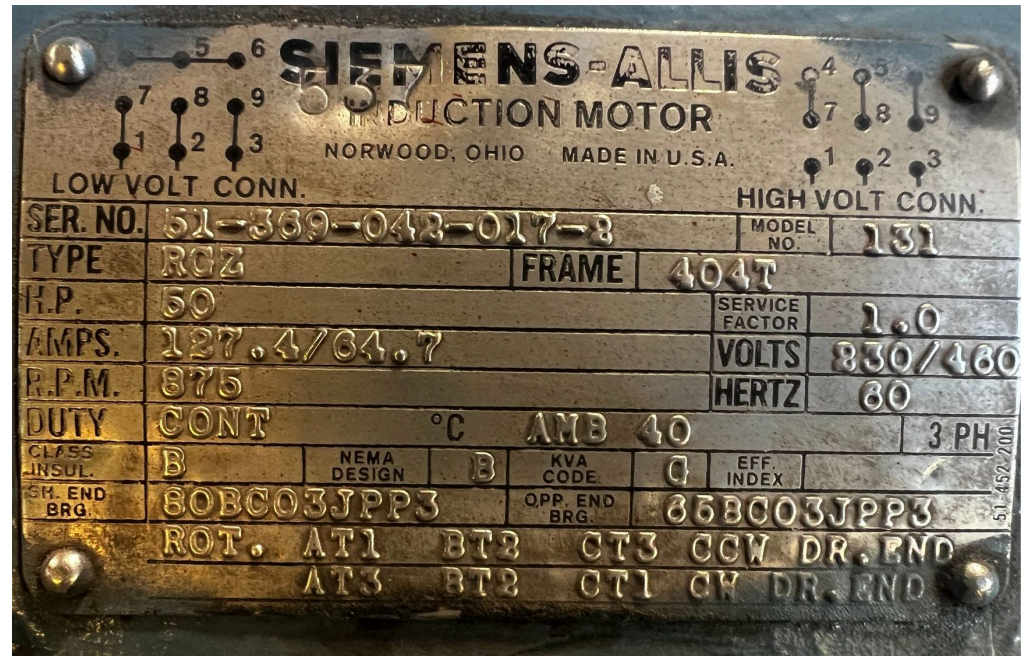


SLE 24-040 Electric Motor Sale



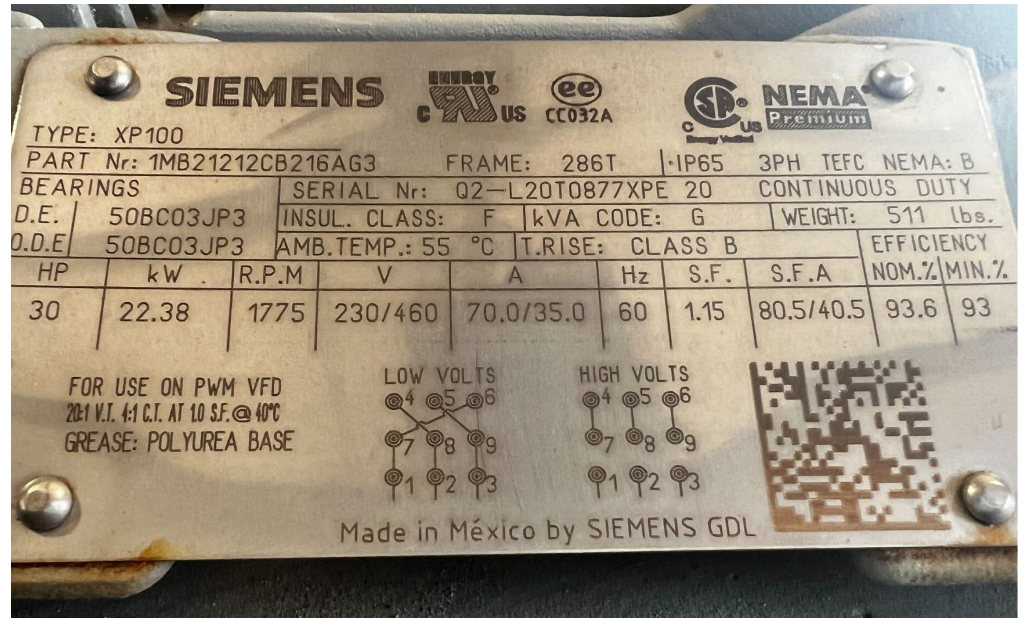




SLE 24-040 Electric Motor Sale





SLE 24-040 Electric Motor Sale





SLE 24-040 Electric Motor Sale



INGERSOLL-RAND.
DAVIDSON, NORTH CAROLINA 28036

MODEL CVM215TTFW408SAEL MTC F1 FRAME 215T
PART NO 39498662 SER. F3 DUTY CONT. MAX AMB °C 40
TYPE TFR DES B PH 3 INS CL F3 DUTY CONT. MAX AMB °C 40
ENCL TEFC RISE 60 IP 43 IC 41 CODE H
MTH/YR MFG 11/05 WT/LBS 100 WT/KGS 45
ALTITUDE SHFT END BRG 307 OFF END BRG 206
HZ 60 VOLTS 230/460 HZ VOLTS

HP 7 1/2 KW 5.60 HP KW
FL AMPS 22/11 SF 1.15 FL AMPS SF
PF(COS φ) 71(0.71) RPM 1165 PF(COS φ) RPM
NOM EFF 89.5 NOM EFF

E49747
LR45148

IEC 34-1
IEC 34-5
CC003A

8-92226-203

LOW VOLTAGE LINE: T1, T2, T3, T7, T8, T9, T4, T5, T6

HIGH VOLTAGE LINE: T1, T2, T3, T7, T8, T9, T4, T5, T6



RELIANCE

IDENT NO. **DUTY MASTER® A-C MOTOR**

B78U5796M-0S		FR	HBI45T	TYPE	P	PH 3
HP	RPM	VOLTS	AMPS	HZ	SF	
2	1725	460	3.2	60	1.15	

TIME RATING CONT INS CLASS F INS TYPE NEMA DESIGN B CODE J
NOM EFF CL B RISE

UL LISTED E88B1 UNDERWRITERS LABORATORIES INC. CLASS I GROUP NO. S 270044

RELIANCE ELECTRIC COMPANY CLEVELAND, OHIO 44112



SLE 24-040 Electric Motor Sale

